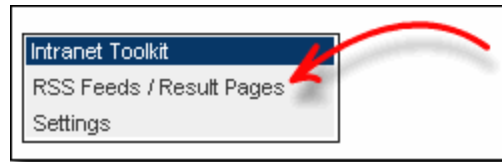


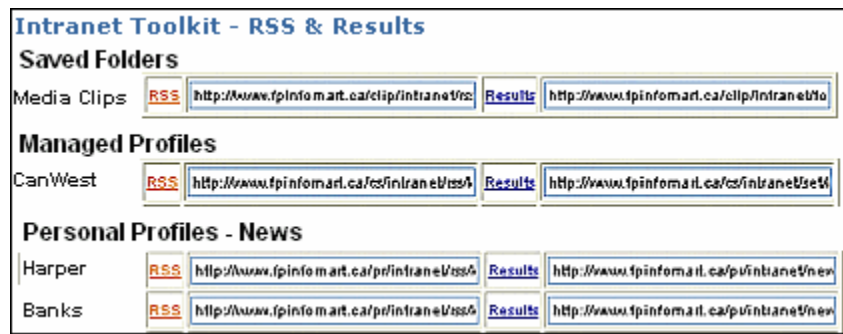
FPinfomart.ca: Intranet Publishing Toolkit

As a subscriber to indirect redistribution, you can now use our RRS feed functionality and Intranet Publishing toolkit to redistribute content within your organization.

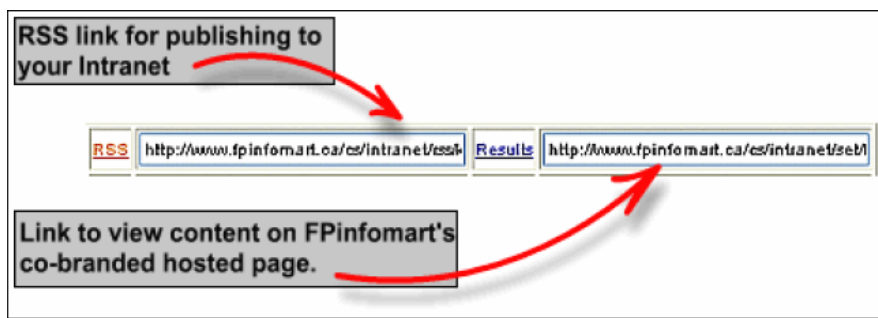
To view your publishable content, please click on the 'RSS Feeds/Results Page' link, located on the Navigation Menu under the Intranet Toolkit heading.



All of your publishable content is available from this page. Organized by origin, links to all of your saved folders, personal and industry profiles, current events, and, if available, your managed profiles will be listed here.



There are two ways of getting your content to your colleagues. The first is via your company's intranet. The second is by means of our co-branded hosted page.



Hosted Page

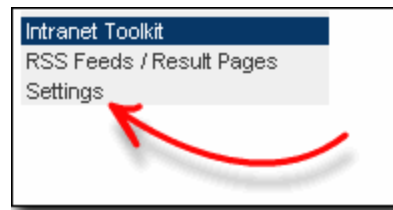
If your organization does not have an Intranet, or if your Intranet is not enabled to receive RSS feeds, our Hosted Page is a great solution.

This co-branded page represents each individual content set that you have subscribed to. You provide your indirect users with the links to the page or pages that you wish to share, and they will be able to access them over the web.



If you click on the results link – located to the left of the link that you would send – you will see the same results set that the indirect users will see.

To add your company's logo to the hosted page, please click the 'Setting's link, located on the Navigation Menu under the Intranet Toolkit heading.



Paste the link of your company's logo in the provided field, and click 'Change'.

Once you click 'Change', your logo will display under the Current Intranet Logo heading. It will also be available on the results pages and article display pages.

A screenshot of a web form for configuring the Intranet logo. The form has a title "Current Intranet Logo" and the text "Not set." below it. A message reads "You may customize the look of Intranet pages with your logo." Below this is a label "Logo URL" followed by a text input field containing the URL "http://www.fpinformart.ca/img/2005/fpinformart_header_770x73.gif". To the right of the input field is a blue button labeled "CHANGE".

**Please note, this logo must be located on an active web page because it will be retrieved from the origin page each time the hosted page refreshes.*

To utilize the Intranet RSS feed, your intranet must be enabled to receive RSS feeds. If your intranet has this capability then you will need to subscribe to the relevant content sets you wish to receive and then work with your intranet team to ensure that the content can be incorporated.



You will provide the links located on the left side of the Intranet Toolkit – RSS & Results page to your intranet administrator. Once incorporated, all indirect users will be able to view the content on your Intranet.

Validating Indirect Users

Indirect users within your organization do not require an FPinfomart.ca user ID and password to access the content that you publish to you Intranet or the Hosted Page. They are 'validated' via IP authentication or referrer page access. If you have not already, please provide us with the referrer pages, or the IP addresses, or ranges that that will be accessing the content. Once we have this information, users within the IP range or on the referrer page will be 'valid' and they will be able to access the full text of the content without being prompted for a FPinfomart user ID and password.